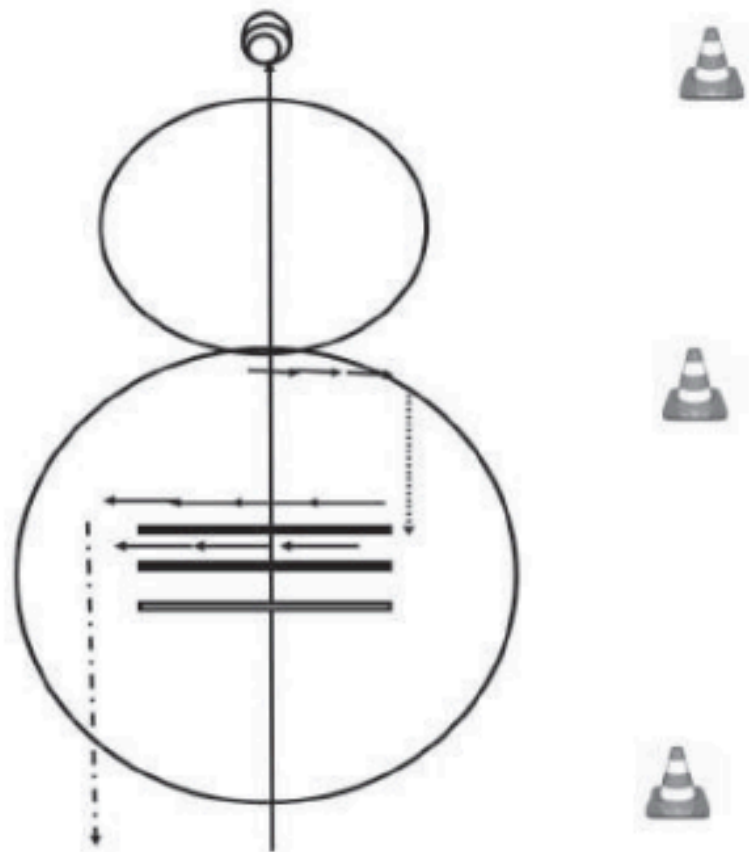




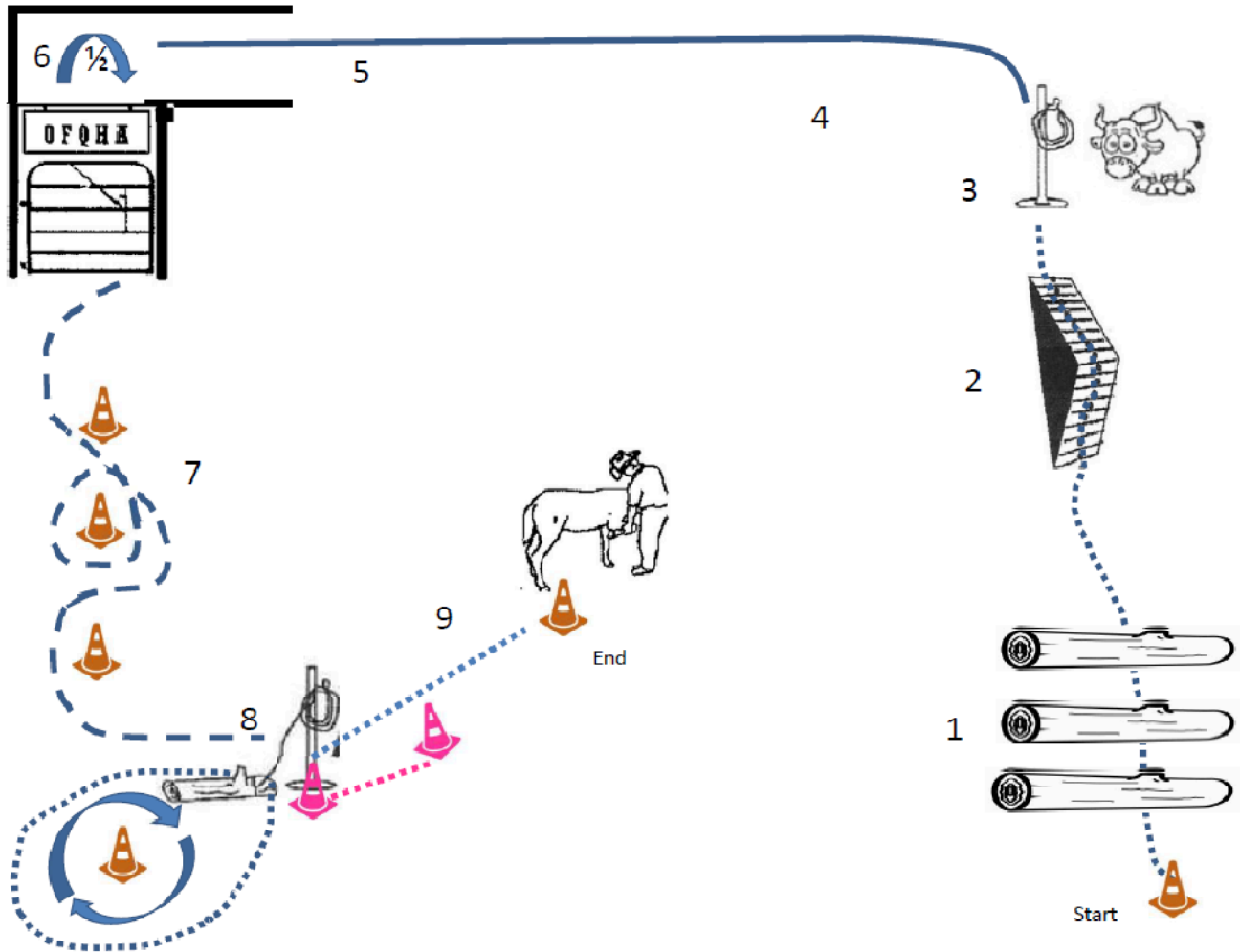
## RANCMANSHIP PATTERN 15



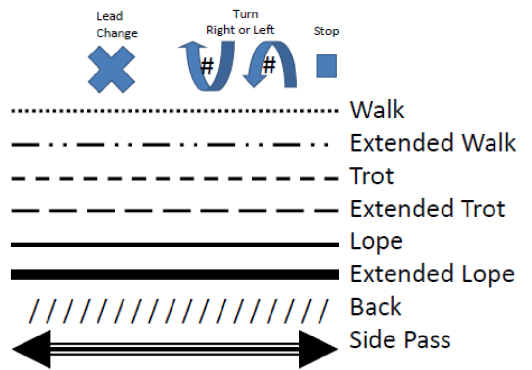
1. Left lead lope down center of arena over poles past the end marker; stop.
2. 3 1/2 spins left.
3. Lope Right lead to center of pen, Turn right lope small slow circle change to left lead.
4. Lope large fast circle stop in center of pen.
5. Back 6-8 feet 90 turn left.
6. Walk to the first pole exhibitor comes to and side passes to the right.
7. Exit at trot to end of arena.



### RANCH TRAIL – PATTERN 19



1. Walk over poles
2. Walk to and over bridge
3. Walk to Steer/ attempt to Rope (2 Attempts) **YOUTH Swing rope, no throw needed**
4. Lope Left Lead into Chute
5. 180 Turn to the right in the Chute
6. Side Pass Right to Gate/Work Gate with Right Hand **YOUTH gate will be unlatched, walk through gate holding gate, close gate, latch is not required.**
7. Trot through cones/ circle middle cone
8. Trot to Log Drag/ Drag log and return **YOUTH Drag cone to cone**
9. Walk to cone/ Dismount/ Pick up Right front foot



Walk/Trot class will replace Lope with Extended Trot